

# Informational Water Quality Report

## Watercheck w/PO

|                |
|----------------|
| <b>Client:</b> |
|                |

|   |
|---|
| <b>Ordered By:</b>  |
| Crystal Quest<br>2130 NE Park Way<br>Suite I<br>Marietta, GA 30067<br>ATTN: Mike Sigari |



6571 Wilson Mills Rd  
Cleveland, Ohio 44143  
1-800-458-3330

Sample Number: 803840

Location: Countertop Reverse Osmosis  
CQE-CT-00142

Type of Water: City Water

Collection Date and Time: 1/5/2009 16:30

Received Date and Time: 1/6/2009 10:15

Date Completed: 1/16/2009

### Definition and Legend

This informational water quality report compares the actual test result to national standards as defined in the EPA's Primary and Secondary Drinking Water Regulations.

**Primary Standards:** Are expressed as the maximum contaminant level (MCL) which is the highest level of contaminant that is allowed in drinking water. MCLs are enforceable standards.

**Secondary standards:** Are non-enforceable guidelines regulating contaminants that may cause cosmetic effects (such as skin or tooth discoloration) or aesthetic effects (such as taste, odor, or color) in drinking water. Individual states may choose to adopt them as enforceable standards.


**Action levels:** Are defined in treatment techniques which are required processes intended to reduce the level of a contaminant in drinking water.


**mg/L (ppm):** Unless otherwise indicated, results and standards are expressed as an amount in milligrams per liter or parts per million.


**Minimum Detection Level (MDL):** The lowest level that the laboratory can detect a contaminant.


**ND:** The contaminant was not detected above the minimum detection level.

**NA:** The contaminant was not analyzed.

 The contaminant was not detected in the sample above the minimum detection level.

 The contaminant was detected at or above the minimum detection level, but below the standard.

 The contaminant was detected above the standard, which is not an EPA enforceable MCL.

 The contaminant was detected above the EPA enforceable MCL.

| Status                      | Contaminant            | Results  | Units    | National Standards | Min. Detection Level   |
|-----------------------------|------------------------|--|----------|--------------------|------------------------|
| Microbiologicals            |                        |  |          |                    |                        |
| ✓                           | Total Coliform by P/A  | Total Coliform bacteria was ABSENT in this sample. |          |                    |                        |
| Inorganic Analytes - Metals |                        |  |          |                    |                        |
| ✓                           | Aluminum               | ND   | mg/L     | 0.2                | EPA Secondary 0.1      |
| ✓                           | Arsenic                | ND   | mg/L     | 0.01               | EPA Primary 0.005      |
| ✓                           | Barium                 | ND   | mg/L     | 2                  | EPA Primary 0.30       |
| ✓                           | Cadmium                | ND   | mg/L     | 0.005              | EPA Primary 0.002      |
| ✓                           | Calcium                | ND   | mg/L     | --                 | 2.0                    |
| ✓                           | Chromium               | ND   | mg/L     | 0.1                | EPA Primary 0.010      |
| ✓                           | Copper                 | ND   | mg/L     | 1.3                | EPA Action Level 0.004 |
| ✓                           | Iron                   | ND   | mg/L     | 0.3                | EPA Secondary 0.020    |
| ✓                           | Lead                   | ND   | mg/L     | 0.015              | EPA Action Level 0.002 |
| ✓                           | Magnesium              | ND   | mg/L     | --                 | 0.10                   |
| ✓                           | Manganese              | ND   | mg/L     | 0.05               | EPA Secondary 0.004    |
| ✓                           | Mercury                | ND   | mg/L     | 0.002              | EPA Primary 0.001      |
| ✓                           | Nickel                 | ND   | mg/L     | --                 | 0.02                   |
| ✓                           | Selenium               | ND   | mg/L     | 0.05               | EPA Primary 0.020      |
| ✓                           | Silver                 | ND   | mg/L     | 0.1                | EPA Secondary 0.002    |
| ✓                           | Sodium                 | ND   | mg/L     | --                 | 1                      |
| ✓                           | Zinc                   | ND   | mg/L     | 5                  | EPA Secondary 0.004    |
| Physical Factors            |                        |  |          |                    |                        |
| ✓                           | Alkalinity (Total)     | ND   | mg/L     | --                 | 20                     |
| ✓                           | Hardness               | ND   | mg/L     | 100                | NTL Internal 10        |
| ▲                           | pH                     | 5.9  | pH Units | 6.5 to 8.5         | EPA Secondary          |
| ✓                           | Total Dissolved Solids | ND   | mg/L     | 500                | EPA Secondary 20       |
| ✓                           | Turbidity              | ND   | NTU      | 1                  | EPA Action Level 0.1   |
| Inorganic Analytes - Other  |                        |  |          |                    |                        |
| ✓                           | Chloride               | ND   | mg/L     | 250                | EPA Secondary 5.0      |

| Status                             | Contaminant               | Results | Units | National Standards | Min. Detection Level |
|------------------------------------|---------------------------|---------|-------|--------------------|----------------------|
| ✓                                  | Fluoride                  | ND      | mg/L  | 4                  | EPA Secondary<br>0.5 |
| ✓                                  | Nitrate as N              | ND      | mg/L  | 10                 | EPA Primary<br>0.5   |
| ✓                                  | Nitrite as N              | ND      | mg/L  | 1                  | EPA Primary<br>0.5   |
| ✓                                  | Sulfate                   | ND      | mg/L  | 250                | EPA Secondary<br>5.0 |
| Organic Analytes - Trihalomethanes |                           |         |       |                    |                      |
| ✓                                  | Bromodichloromethane      | ND      | mg/L  | --                 | 0.002                |
| ✓                                  | Bromoform                 | ND      | mg/L  | --                 | 0.004                |
| ●                                  | Chloroform                | 0.004   | mg/L  | --                 | 0.002                |
| ✓                                  | Dibromochloromethane      | ND      | mg/L  | --                 | 0.004                |
| ●                                  | Total THMs                | 0.004   | mg/L  | 0.08               | EPA Primary<br>0.002 |
| Organic Analytes - Volatiles       |                           |         |       |                    |                      |
| ✓                                  | 1,1,1,2-Tetrachloroethane | ND      | mg/L  | --                 | 0.002                |
| ✓                                  | 1,1,1-Trichloroethane     | ND      | mg/L  | 0.2                | EPA Primary<br>0.001 |
| ✓                                  | 1,1,2,2-Tetrachloroethane | ND      | mg/L  | --                 | 0.002                |
| ✓                                  | 1,1,2-Trichloroethane     | ND      | mg/L  | 0.005              | EPA Primary<br>0.002 |
| ✓                                  | 1,1-Dichloroethane        | ND      | mg/L  | --                 | 0.002                |
| ✓                                  | 1,1-Dichloroethene        | ND      | mg/L  | 0.007              | EPA Primary<br>0.001 |
| ✓                                  | 1,1-Dichloropropene       | ND      | mg/L  | --                 | 0.002                |
| ✓                                  | 1,2,3-Trichlorobenzene    | ND      | mg/L  | --                 | 0.002                |
| ✓                                  | 1,2,3-Trichloropropane    | ND      | mg/L  | --                 | 0.002                |
| ✓                                  | 1,2,4-Trichlorobenzene    | ND      | mg/L  | 0.07               | EPA Primary<br>0.002 |
| ✓                                  | 1,2-Dichlorobenzene       | ND      | mg/L  | 0.6                | EPA Primary<br>0.001 |
| ✓                                  | 1,2-Dichloroethane        | ND      | mg/L  | 0.005              | EPA Primary<br>0.001 |
| ✓                                  | 1,2-Dichloropropane       | ND      | mg/L  | 0.005              | EPA Primary<br>0.002 |
| ✓                                  | 1,3-Dichlorobenzene       | ND      | mg/L  | --                 | 0.001                |
| ✓                                  | 1,3-Dichloropropane       | ND      | mg/L  | --                 | 0.002                |
| ✓                                  | 1,4-Dichlorobenzene       | ND      | mg/L  | 0.075              | EPA Primary<br>0.001 |
| ✓                                  | 2,2-Dichloropropane       | ND      | mg/L  | --                 | 0.002                |

| Status | Contaminant               | Results | Units | National Standards |             | Min. Detection Level |
|--------|---------------------------|---------|-------|--------------------|-------------|----------------------|
| ✓      | 2-Chlorotoluene           | ND      | mg/L  | --                 |             | 0.001                |
| ✓      | 4-Chlorotoluene           | ND      | mg/L  | --                 |             | 0.001                |
| ✓      | Benzene                   | ND      | mg/L  | 0.005              | EPA Primary | 0.001                |
| ✓      | Bromobenzene              | ND      | mg/L  | --                 |             | 0.002                |
| ✓      | Bromomethane              | ND      | mg/L  | --                 |             | 0.002                |
| ✓      | Carbon Tetrachloride      | ND      | mg/L  | 0.005              | EPA Primary | 0.001                |
| ✓      | Chlorobenzene             | ND      | mg/L  | 0.1                | EPA Primary | 0.001                |
| ✓      | Chloroethane              | ND      | mg/L  | --                 |             | 0.002                |
| ✓      | Chloromethane             | ND      | mg/L  | --                 |             | 0.002                |
| ✓      | cis-1,2-Dichloroethene    | ND      | mg/L  | 0.07               | EPA Primary | 0.002                |
| ✓      | cis-1,3-Dichloropropene   | ND      | mg/L  | --                 |             | 0.002                |
| ✓      | DBCP                      | ND      | mg/L  | --                 |             | 0.001                |
| ✓      | Dibromomethane            | ND      | mg/L  | --                 |             | 0.002                |
| ✓      | Dichlorodifluoromethane   | ND      | mg/L  | --                 |             | 0.002                |
| ✓      | Dichloromethane           | ND      | mg/L  | 0.005              | EPA Primary | 0.002                |
| ✓      | EDB                       | ND      | mg/L  | --                 |             | 0.001                |
| ✓      | Ethylbenzene              | ND      | mg/L  | 0.7                | EPA Primary | 0.001                |
| ✓      | Methyl Tert Butyl Ether   | ND      | mg/L  | --                 |             | 0.004                |
| ✓      | Styrene                   | ND      | mg/L  | 0.1                | EPA Primary | 0.001                |
| ✓      | Tetrachloroethene         | ND      | mg/L  | 0.005              | EPA Primary | 0.002                |
| ●      | Toluene                   | 0.004   | mg/L  | 1                  | EPA Primary | 0.001                |
| ✓      | trans-1,2-Dichloroethene  | ND      | mg/L  | 0.1                | EPA Primary | 0.002                |
| ✓      | trans-1,3-Dichloropropene | ND      | mg/L  | --                 |             | 0.002                |
| ✓      | Trichloroethene           | ND      | mg/L  | 0.005              | EPA Primary | 0.001                |
| ✓      | Trichlorofluoromethane    | ND      | mg/L  | --                 |             | 0.002                |
| ✓      | Vinyl Chloride            | ND      | mg/L  | 0.002              | EPA Primary | 0.001                |
| ✓      | Xylenes (Total)           | ND      | mg/L  | 10                 | EPA Primary | 0.001                |

| Status                           | Contaminant               | Results | Units | National Standards | Min. Detection Level |
|----------------------------------|---------------------------|---------|-------|--------------------|----------------------|
| <b>Organic Analytes - Others</b> |                           |         |       |                    |                      |
| ✓                                | 2,4-D                     | ND      | mg/L  | 0.07 EPA Primary   | 0.010                |
| ✓                                | Alachlor                  | ND      | mg/L  | 0.002 EPA Primary  | 0.001                |
| ✓                                | Aldrin                    | ND      | mg/L  | --                 | 0.002                |
| ✓                                | Atrazine                  | ND      | mg/L  | 0.003 EPA Primary  | 0.002                |
| ✓                                | Chlordane                 | ND      | mg/L  | 0.002 EPA Primary  | 0.001                |
| ✓                                | Dichloran                 | ND      | mg/L  | --                 | 0.002                |
| ✓                                | Dieldrin                  | ND      | mg/L  | --                 | 0.001                |
| ✓                                | Endrin                    | ND      | mg/L  | 0.002 EPA Primary  | 0.0001               |
| ✓                                | Heptachlor                | ND      | mg/L  | 0.0004 EPA Primary | 0.0004               |
| ✓                                | Heptachlor Epoxide        | ND      | mg/L  | 0.0002 EPA Primary | 0.0001               |
| ✓                                | Hexachlorobenzene         | ND      | mg/L  | 0.001 EPA Primary  | 0.0005               |
| ✓                                | Hexachlorocyclopentadiene | ND      | mg/L  | 0.05 EPA Primary   | 0.001                |
| ✓                                | Lindane                   | ND      | mg/L  | 0.0002 EPA Primary | 0.0002               |
| ✓                                | Methoxychlor              | ND      | mg/L  | 0.04 EPA Primary   | 0.002                |
| ✓                                | PCB                       | ND      | mg/L  | 0.0005 EPA Primary | 0.0005               |
| ✓                                | Pentachloronitrobenzene   | ND      | mg/L  | --                 | 0.002                |
| ✓                                | Silvex 2,4,5-TP           | ND      | mg/L  | 0.05 EPA Primary   | 0.005                |
| ✓                                | Simazine                  | ND      | mg/L  | 0.004 EPA Primary  | 0.002                |
| ✓                                | Toxaphene                 | ND      | mg/L  | 0.003 EPA Primary  | 0.001                |
| ✓                                | Trifluralin               | ND      | mg/L  | --                 | 0.002                |

*We certify that the analyses performed for this report are accurate, and that the laboratory test were conducted by methods approved by the U.S. Environmental Protection Agency or variations of these EPA methods.*

*These test results are intended to be used for informational purposes only and may not be used for regulatory compliance.*

## ***National Testing Laboratories, Ltd.***

NATIONAL TESTING LABORATORIES, LTD